






Lesson 1: Introduction to Abstract Art






Malbank's Art and Design department strives to develop and foster an inclusive, creative and purposeful learning environment where all pupils are exposed to a rich and diverse curriculum. Through exploring the work of contemporary and traditional artists, designers and craftspeople pupils will investigate a broad range of techniques and processes to develop their personal ideas and realise intentions. We will ensure that all our learners are equipped with the essential specialist knowledge and skills needed to become enriched, innovative, critical thinking artists.

Prior Knowledge	Current	Future
<p>Pupils should have:</p> <ul style="list-style-type: none"> N/A 	<p>HEAD - Knowledge</p>  <ul style="list-style-type: none"> You will gain knowledge of what abstract art is and what it could look like. You will have knowledge of the formal elements of art and how these can be arranged to create artwork. 	<p>Pupils should go on to:</p> <ul style="list-style-type: none"> Recall knowledge of the formal elements of art and how these can be arranged to create artwork.
	<p>HEART - Personal Development</p>  <ul style="list-style-type: none"> You will demonstrate resilience when creating your artwork inspired by the formal elements. You will demonstrate your initiative and creativity when creating your own artwork inspired by abstract art. 	
	<p>HAND - Skills</p>  <ul style="list-style-type: none"> You will demonstrate your knowledge of the formal elements; with a specific focus on line, pattern and tone when exploring the qualities of mark making. You will create a series of mark making swatches exploring the qualities of a variety of different materials including, pen, pencil and collage. 	




Lesson 2: Exploring Mark Making

Malbank's Art and Design department strives to develop and foster an inclusive, creative and purposeful learning environment where all pupils are exposed to a rich and diverse curriculum. Through exploring the work of contemporary and traditional artists, designers and craftspeople pupils will investigate a broad range of techniques and processes to develop their personal ideas and realise intentions. We will ensure that all our learners are equipped with the essential specialist knowledge and skills needed to become enriched, innovative, critical thinking artists.

Prior Knowledge	Current	Future
<p>Pupils should have:</p> <ul style="list-style-type: none"> knowledge of what abstract art is and what it could look like. knowledge of the formal elements of art and how these can be arranged to create artwork. 	<p>HEAD - Knowledge</p>  <ul style="list-style-type: none"> You will gain knowledge of what abstract art is and what it could look like. You will have knowledge of the formal elements of art and how these can be arranged to create artwork. 	<p>Pupils should go on to:</p> <ul style="list-style-type: none"> Recall and practically demonstrate knowledge of the formal elements of art and how these can be arranged to create artwork.
	<p>HEART - Personal Development</p>  <ul style="list-style-type: none"> You will demonstrate resilience when creating your artwork inspired by the formal elements. You will demonstrate your initiative and creativity when creating your own artwork inspired by abstract art. 	
	<p>HAND - Skills</p>  <ul style="list-style-type: none"> You will demonstrate your knowledge of the formal elements; with a specific focus on line, pattern and tone when exploring the qualities of mark making. You will create a series of mark making swatches exploring the qualities of a variety of different materials including, pen, pencil and collage. 	




Lesson 3: Exploring Mark Making

Malbank's Art and Design department strives to develop and foster an inclusive, creative and purposeful learning environment where all pupils are exposed to a rich and diverse curriculum. Through exploring the work of contemporary and traditional artists, designers and craftspeople pupils will investigate a broad range of techniques and processes to develop their personal ideas and realise intentions. We will ensure that all our learners are equipped with the essential specialist knowledge and skills needed to become enriched, innovative, critical thinking artists.

Prior Knowledge	Current	Future
<p>Pupils should have:</p> <ul style="list-style-type: none"> knowledge of what abstract art is and what it could look like. knowledge of the formal elements of art and how these can be arranged to create artwork. 	<p>HEAD - Knowledge</p>	<p>Pupils should go on to:</p> <ul style="list-style-type: none"> Recall and practically demonstrate knowledge of the formal elements of art and how these can be arranged to create artwork.
	 <ul style="list-style-type: none"> You will build on your existing knowledge of what abstract art is and what it could look like. You will build on your existing knowledge of the formal elements of art and how these can be arranged to create artwork. 	
	<p>HEART - Personal Development</p>	
	 <ul style="list-style-type: none"> You will demonstrate resilience when creating your artwork inspired by the formal elements. You will demonstrate your initiative and creativity when creating your own artwork inspired by abstract art. 	
<p>HAND - Skills</p>	 <ul style="list-style-type: none"> You will demonstrate your knowledge of the formal elements; with a specific focus on line, pattern, tone, colour and shape when exploring the qualities of mark making. You will create a double page spread in your sketchbook exploring the qualities of a variety of different materials including, pen, pencil and collage and watercolour. 	




Lesson 4: Exploring Mark Making

Malbank's Art and Design department strives to develop and foster an inclusive, creative and purposeful learning environment where all pupils are exposed to a rich and diverse curriculum. Through exploring the work of contemporary and traditional artists, designers and craftspeople pupils will investigate a broad range of techniques and processes to develop their personal ideas and realise intentions. We will ensure that all our learners are equipped with the essential specialist knowledge and skills needed to become enriched, innovative, critical thinking artists.




Prior Knowledge	Current	Future
<p>Pupils should have:</p> <ul style="list-style-type: none"> knowledge of what abstract art is and what it could look like. knowledge of the formal elements of art and how these can be arranged to create artwork. 	<p>HEAD - Knowledge</p>  <ul style="list-style-type: none"> You will build on your existing knowledge of what abstract art is and what it could look like. You will build on your existing knowledge of the formal elements of art and how these can be arranged to create artwork. 	<p>Pupils should go on to:</p> <ul style="list-style-type: none"> Recall and practically demonstrate knowledge of the formal elements of art and how these can be arranged to create artwork.
	<p>HEART - Personal Development</p>  <ul style="list-style-type: none"> You will demonstrate resilience when creating your artwork inspired by the formal elements. You will demonstrate your initiative and creativity when creating your own artwork inspired by abstract art. 	
	<p>HAND - Skills</p>  <ul style="list-style-type: none"> You will demonstrate your knowledge of the formal elements; with a specific focus on line, pattern, tone, colour and shape when exploring the qualities of mark making. You will create a double page spread in your sketchbook exploring the qualities of a variety of different materials including, pen, pencil and collage and watercolour. 	

Lesson 5: Exploring Mark Making




Malbank's Art and Design department strives to develop and foster an inclusive, creative and purposeful learning environment where all pupils are exposed to a rich and diverse curriculum. Through exploring the work of contemporary and traditional artists, designers and craftspeople pupils will investigate a broad range of techniques and processes to develop their personal ideas and realise intentions. We will ensure that all our learners are equipped with the essential specialist knowledge and skills needed to become enriched, innovative, critical thinking artists.

Prior Knowledge	Current	Future
<p>Pupils should have:</p> <ul style="list-style-type: none"> knowledge of what abstract art is and what it could look like. knowledge of the formal elements of art and how these can be arranged to create artwork. 	<p>HEAD - Knowledge</p>	<p>Pupils should go on to:</p> <ul style="list-style-type: none"> Recall and practically demonstrate knowledge of the formal elements of art and how these can be arranged to create artwork.
	 <ul style="list-style-type: none"> You will build on your existing knowledge of what abstract art is and what it could look like. You will build on your existing knowledge of the formal elements of art and how these can be arranged to create artwork. 	
	<p>HEART - Personal Development</p>	
 <ul style="list-style-type: none"> You will demonstrate resilience when creating your artwork inspired by the formal elements. You will demonstrate your initiative and creativity when creating your own artwork inspired by abstract art. 		
<p>HAND - Skills</p>	 <ul style="list-style-type: none"> You will demonstrate your knowledge of the formal elements; with a specific focus on line, pattern, tone, colour and shape when exploring the qualities of mark making. You will create a double page spread in your sketchbook exploring the qualities of a variety of different materials including, pen, pencil, collage and watercolour. 	




Malbank's Art and Design department strives to develop and foster an inclusive, creative and purposeful learning environment where all pupils are exposed to a rich and diverse curriculum. Through exploring the work of contemporary and traditional artists, designers and craftspeople pupils will investigate a broad range of techniques and processes to develop their personal ideas and realise intentions. We will ensure that all our learners are equipped with the essential specialist knowledge and skills needed to become enriched, innovative, critical thinking artists.

Prior Knowledge	Current	Future
<p>Pupils should have:</p> <ul style="list-style-type: none"> knowledge of what abstract art is and what it could look like. knowledge of the formal elements of art and how these can be arranged to create artwork. 	<p>HEAD - Knowledge</p>	<p>Pupils should go on to:</p> <ul style="list-style-type: none"> - You will build on your existing knowledge of the formal elements of art and how these can be arranged to create artwork; with a specific focus on line, pattern, tone, colour and shape when creating your pages composition. - You will gain knowledge of what a focal point is, and how this technique can be used to enhance artwork
	 <ul style="list-style-type: none"> You will build on your existing knowledge of the formal elements of art and how these can be arranged to create artwork; with a specific focus on line, pattern, tone, colour and shape when creating your pages composition. 	
	<p>HEART - Personal Development</p>	
 <ul style="list-style-type: none"> You will demonstrate resilience when creating your artwork inspired by the formal elements. You will demonstrate your initiative and creativity when creating your own artwork inspired by abstract art. 		
<p>HAND - Skills</p>	 <ul style="list-style-type: none"> You will produce an 'ART' page in your sketchbook exploring the qualities of a variety of graded pencils; including a HB,4B and 6B. 	




Malbank's Art and Design department strives to develop and foster an inclusive, creative and purposeful learning environment where all pupils are exposed to a rich and diverse curriculum. Through exploring the work of contemporary and traditional artists, designers and craftspeople pupils will investigate a broad range of techniques and processes to develop their personal ideas and realise intentions. We will ensure that all our learners are equipped with the essential specialist knowledge and skills needed to become enriched, innovative, critical thinking artists.

Prior Knowledge	Current	Future
<p>Pupils should have:</p> <ul style="list-style-type: none"> knowledge of the formal elements of art and how these can be arranged to create artwork; with a specific focus on line, pattern, tone, colour and shape when creating your pages composition. 	<p>HEAD - Knowledge</p>	<p>Pupils should go on to:</p> <ul style="list-style-type: none"> Recall and practically demonstrate knowledge of the formal elements of art and how these can be arranged to create artwork.
	 <ul style="list-style-type: none"> You will build on your existing knowledge of the formal elements of art and how these can be arranged to create artwork; with a specific focus on line, pattern, tone, colour and shape when creating your pages composition. You will gain knowledge of what a focal point is, and how this technique can be used to enhance artwork. 	
	<p>HEART - Personal Development</p>	
 <ul style="list-style-type: none"> You will demonstrate resilience when creating your artwork inspired by the formal elements. You will demonstrate your initiative and creativity when creating your own artwork inspired by abstract art. 		
<p>HAND - Skills</p>	 <ul style="list-style-type: none"> You will produce an 'ART' page in your sketchbook exploring the qualities of a variety of graded pencils; including a HB, 4B and 6B. You will experiment with creating focal points within your own 'ART' page. 	




Malbank's Art and Design department strives to develop and foster an inclusive, creative and purposeful learning environment where all pupils are exposed to a rich and diverse curriculum. Through exploring the work of contemporary and traditional artists, designers and craftspeople pupils will investigate a broad range of techniques and processes to develop their personal ideas and realise intentions. We will ensure that all our learners are equipped with the essential specialist knowledge and skills needed to become enriched, innovative, critical thinking artists.

Prior Knowledge	Current	Future
<p>Pupils should have:</p> <ul style="list-style-type: none"> • knowledge of the formal elements of art and how these can be arranged to create artwork; with a specific focus on line, pattern, tone, colour and shape when creating your pages composition. • knowledge of what a focal point is, and how this technique can be used to enhance artwork. 	<p>HEAD - Knowledge</p>  <ul style="list-style-type: none"> • You will build on your existing knowledge of the formal elements of art and how these can be arranged to create artwork; with a specific focus on line, pattern, tone, colour and shape when creating your pages composition. • You will gain knowledge of what a focal point is, and how this technique can be used to enhance artwork. 	<p>Pupils should go on to:</p> <ul style="list-style-type: none"> - build on their existing knowledge from KS2 of the colour wheel. - Gain knowledge of colour theory including; primary, secondary, tertiary, complementary and emotional colour and how these are used in art. - Understand who Sir Isaac Newton was and his impact on the theory of colour.
	<p>HEART - Personal Development</p>  <ul style="list-style-type: none"> • You will demonstrate resilience when creating your artwork inspired by the formal elements. • You will demonstrate your initiative and creativity when creating your own artwork inspired by abstract art. 	
	<p>HAND - Skills</p>  <ul style="list-style-type: none"> • You will produce an 'ART' page in your sketchbook exploring the qualities of a variety of graded pencils; including a HB,4B and 6B. • You will experiment with creating focal points within your own 'ART' page. 	




Malbank's Art and Design department strives to develop and foster an inclusive, creative and purposeful learning environment where all pupils are exposed to a rich and diverse curriculum. Through exploring the work of contemporary and traditional artists, designers and craftspeople pupils will investigate a broad range of techniques and processes to develop their personal ideas and realise intentions. We will ensure that all our learners are equipped with the essential specialist knowledge and skills needed to become enriched, innovative, critical thinking artists.

Prior Knowledge	Current	Future
<p>Pupils should have:</p> <ul style="list-style-type: none"> • knowledge of the formal elements of art and how these can be arranged to create artwork; with a specific focus on line, pattern, tone, colour and shape when creating your pages composition. • knowledge of what a focal point is, and how this technique can be used to enhance artwork. 	<p>HEAD - Knowledge</p>  <ul style="list-style-type: none"> • You will build on your existing knowledge from KS2 of the colour wheel. • You will have knowledge of colour theory including; primary, secondary, tertiary, complementary and emotional colour and how these are used in art. • You will have an understanding of who Sir Isaac Newton was and his impact on the theory of colour. 	<p>Pupils should go on to:</p> <ul style="list-style-type: none"> - demonstrate your knowledge of colour theory including; primary, secondary, tertiary, complementary and emotional colour when mixing and applying colour. - revisit your knowledge of what a focal point is and how it can impact an artwork.
	<p>HEART - Personal Development</p>  <ul style="list-style-type: none"> • You will demonstrate your initiative and creativity when exploring colour theory. 	
	<p>HAND - Skills</p>  <ul style="list-style-type: none"> • You will demonstrate your own colour theory knowledge by making appropriate notes to support you when producing your colour wheel next lesson. 	

Malbank's Art and Design department strives to develop and foster an inclusive, creative and purposeful learning environment where all pupils are exposed to a rich and diverse curriculum. Through exploring the work of contemporary and traditional artists, designers and craftspeople pupils will investigate a broad range of techniques and processes to develop their personal ideas and realise intentions. We will ensure that all our learners are equipped with the essential specialist knowledge and skills needed to become enriched, innovative, critical thinking artists.




Prior Knowledge	Current	Future
<p>Pupils should have:</p> <ul style="list-style-type: none"> knowledge of colour theory including; primary, secondary, tertiary, complementary and emotional colour and how these are used in art. An understanding of who Sir Isaac Newton was and his impact on the theory of colour. 	<p>HEAD - Knowledge</p>	<p>Pupils should go on to:</p> <ul style="list-style-type: none"> - demonstrate
	 <ul style="list-style-type: none"> You will demonstrate your knowledge of colour theory including; primary, secondary, tertiary, complementary and emotional colour when mixing and applying ready mixed paint. You will revisit your knowledge of what a focal point is and how it can impact an artwork. 	
	<p>HEART - Personal Development</p>	
	 <ul style="list-style-type: none"> You will demonstrate your initiative and creativity when exploring colour theory. You will demonstrate resilience when exploring colour mixing and applying materials skilfully to your own work. 	
<p>HAND - Skills</p>	 <ul style="list-style-type: none"> You will demonstrate your own colour theory knowledge by mixing and applying the appropriate colours to your colour wheel. 	

Malbank's Art and Design department strives to develop and foster an inclusive, creative and purposeful learning environment where all pupils are exposed to a rich and diverse curriculum. Through exploring the work of contemporary and traditional artists, designers and craftspeople pupils will investigate a broad range of techniques and processes to develop their personal ideas and realise intentions. We will ensure that all our learners are equipped with the essential specialist knowledge and skills needed to become enriched, innovative, critical thinking artists.

Prior Knowledge	Current	Future
<p>Pupils should have:</p> <ul style="list-style-type: none"> • knowledge of colour theory including; primary, secondary, tertiary, complementary and emotional colour and how these are used in art. • An understanding of what a focal point is and how it can impact an artwork.. 	<p>HEAD - Knowledge</p>	<p>Pupils should go on to:</p> <ul style="list-style-type: none"> - demonstrate knowledge of colour theory including; primary, secondary, tertiary, complementary and emotional colour when mixing and applying colour. - Demonstrate their understanding of composition by introducing a bold focal point in to their own 'ART' page design.
	 <ul style="list-style-type: none"> • You will demonstrate your knowledge of colour theory including; primary, secondary, tertiary, complementary and emotional colour when mixing and applying colour. • You will revisit your knowledge of Sir Isaac Newton and his links to colour theory. 	
	<p>HEART - Personal Development</p>	
	 <ul style="list-style-type: none"> • You will demonstrate your initiative and creativity when exploring colour theory. • You will demonstrate resilience when exploring colour mixing and applying materials skilfully to your own work 	
<p>HAND - Skills</p>	 <ul style="list-style-type: none"> • You will demonstrate your own colour theory knowledge by mixing and applying the appropriate colours to your colour wheel. 	




Lesson 12: Mark Making Exploring Colour

Malbank's Art and Design department strives to develop and foster an inclusive, creative and purposeful learning environment where all pupils are exposed to a rich and diverse curriculum. Through exploring the work of contemporary and traditional artists, designers and craftspeople pupils will investigate a broad range of techniques and processes to develop their personal ideas and realise intentions. We will ensure that all our learners are equipped with the essential specialist knowledge and skills needed to become enriched, innovative, critical thinking artists.




Prior Knowledge	Current	Future
<p>Pupils should have:</p> <ul style="list-style-type: none"> knowledge of colour theory including; primary, secondary, tertiary, complementary and emotional colour and how these are used in art. An understanding of Sir Isaac Newton and his links to colour theory. 	<p>HEAD - Knowledge</p>	<p>Pupils should go on to:</p> <ul style="list-style-type: none"> Use their knowledge of the formal elements, mark making, colour theory and colour application to produce an abstract artwork. Demonstrate their understanding of composition when composing an artwork; making critical decision as to the use and placement of the formal elements.
	 <ul style="list-style-type: none"> You will revisit all of your knowledge so far that you have learnt here at Malbank; the formal elements, mark making, colour theory and colour application to create your own abstract artwork. You will demonstrate your knowledge of composition by carefully considering how your artwork will look. 	
	<p>HEART - Personal Development</p>	
 <ul style="list-style-type: none"> You will demonstrate your initiative and creativity when creating your own personal artwork. You will demonstrate resilience when exploring colour mixing and applying materials skilfully to your own work. 		
<p>HAND - Skills</p>	 <ul style="list-style-type: none"> You will create an experimental geometric composition inspired by the abstract artist Wassily Kandinsky. You will investigate the qualities of a variety of wet and dry materials. 	

Lesson 13: Mark Making Exploring Colour

Malbank's Art and Design department strives to develop and foster an inclusive, creative and purposeful learning environment where all pupils are exposed to a rich and diverse curriculum. Through exploring the work of contemporary and traditional artists, designers and craftspeople pupils will investigate a broad range of techniques and processes to develop their personal ideas and realise intentions. We will ensure that all our learners are equipped with the essential specialist knowledge and skills needed to become enriched, innovative, critical thinking artists.

Prior Knowledge	Current	Future
<p>Pupils should have:</p> <ul style="list-style-type: none"> knowledge of the formal elements, mark making, colour theory and colour application to create your own abstract and how these can be used to create artwork. An understanding of composition; and how this can impact what an artwork can look like. 	<p>HEAD - Knowledge</p>	<p>Pupils should go on to:</p> <ul style="list-style-type: none"> Continue to recall and demonstrate their knowledge of the formal elements, mark making, colour theory and colour application to produce an abstract artwork. Continue to demonstrate their understanding of composition when composing an artwork; making critical decision as to the use and placement of the formal elements.
	 <ul style="list-style-type: none"> You will revisit all of your knowledge so far that you have learnt here at Malbank; the formal elements, mark making, colour theory and colour application to create your own abstract artwork. You will demonstrate your knowledge of composition by carefully considering how your artwork will look. 	
	<p>HEART - Personal Development</p>	
 <ul style="list-style-type: none"> You will demonstrate your initiative and creativity when creating your own personal artwork. You will demonstrate resilience when exploring colour mixing and applying materials skilfully to your own work. 		
<p>HAND - Skills</p>	 <ul style="list-style-type: none"> You will create an experimental geometric composition inspired by the abstract artist Wassily Kandinsky. You will investigate the qualities of a variety of wet and dry materials, including the process of wax resist. 	




Malbank's Art and Design department strives to develop and foster an inclusive, creative and purposeful learning environment where all pupils are exposed to a rich and diverse curriculum. Through exploring the work of contemporary and traditional artists, designers and craftspeople pupils will investigate a broad range of techniques and processes to develop their personal ideas and realise intentions. We will ensure that all our learners are equipped with the essential specialist knowledge and skills needed to become enriched, innovative, critical thinking artists.

Prior Knowledge	Current	Future
<p>Pupils should have:</p> <ul style="list-style-type: none"> knowledge of the formal elements, mark making, colour theory and colour application to create your own abstract and how these can be used to create artwork. An understanding of composition; and how this can impact what an artwork can look like. 	<p>HEAD - Knowledge</p>	<p>Pupils should go on to:</p> <ul style="list-style-type: none"> - You will build on your existing knowledge of the abstract artist Wassily Kandinsky; who he was and how he pioneered abstract art. - You will confirm your knowledge of the formal elements of art whilst discussing the work of abstract artist Kandinsky.
	 <ul style="list-style-type: none"> You will revisit all of your knowledge so far that you have learnt here at Malbank; the formal elements, mark making, colour theory and colour application to create your own abstract artwork. You will demonstrate your knowledge of composition by carefully considering how your artwork will look. You will demonstrate your knowledge of focal points in art when discussing the work of Kandinsky. 	
	<p>HEART - Personal Development</p>	
	 <ul style="list-style-type: none"> You will demonstrate your initiative and creativity when creating your own personal artwork. You will demonstrate resilience when exploring colour mixing and applying materials skilfully to your own work. 	
<p>HAND - Skills</p>	 <ul style="list-style-type: none"> You will create an experimental geometric composition inspired by the abstract artist Wassily Kandinsky. You will investigate the qualities of a variety of wet and dry materials, including the process of wax resist. 	






Lesson 15: Wassily Kandinsky Artist Research

Malbank's Art and Design department strives to develop and foster an inclusive, creative and purposeful learning environment where all pupils are exposed to a rich and diverse curriculum. Through exploring the work of contemporary and traditional artists, designers and craftspeople pupils will investigate a broad range of techniques and processes to develop their personal ideas and realise intentions. We will ensure that all our learners are equipped with the essential specialist knowledge and skills needed to become enriched, innovative, critical thinking artists.

Prior Knowledge	Current	Future
<p>Pupils should have:</p> <ul style="list-style-type: none"> knowledge of the formal elements, mark making, colour theory and colour application to create your own abstract and how these can be used to create artwork. An understanding of composition; and how this can impact what an artwork can look like. 	<p>HEAD - Knowledge</p>	<p>Pupils should go on to:</p> <ul style="list-style-type: none"> Demonstrate their existing knowledge of the abstract artist Wassily Kandinsky; who he was and how he pioneered abstract art. Demonstrate their knowledge of the formal elements of art when discussing and annotating the work of Wassily Kandinsky.
	 <ul style="list-style-type: none"> You will build on your existing knowledge of the abstract artist Wassily Kandinsky; who he was and how he pioneered abstract art. You will confirm your knowledge of the formal elements of art whilst discussing the work of abstract artist Kandinsky. 	
	<p>HEART - Personal Development</p>	
	 <ul style="list-style-type: none"> You will demonstrate your initiative and creativity when creating your research page. You will be able to communicate your knowledge of Kandinsky through written annotations. 	
<p>HAND - Skills</p>	 <ul style="list-style-type: none"> You will create an exciting and skilful research page about the abstract artist Wassily Kandinsky over a double page in your sketchbook. You will work skilfully to ensure that all appropriate information is included using the checklist to support you. 	

Lesson 16: Wassily Kandinsky Artist Research




Malbank's Art and Design department strives to develop and foster an inclusive, creative and purposeful learning environment where all pupils are exposed to a rich and diverse curriculum. Through exploring the work of contemporary and traditional artists, designers and craftspeople pupils will investigate a broad range of techniques and processes to develop their personal ideas and realise intentions. We will ensure that all our learners are equipped with the essential specialist knowledge and skills needed to become enriched, innovative, critical thinking artists.

Prior Knowledge	Current	Future
<p>Pupils should have:</p> <ul style="list-style-type: none"> existing knowledge of the abstract artist Wassily Kandinsky; who he was and how he pioneered abstract art. knowledge of the formal elements of art, and have the ability to refer to these whilst discussing the work of abstract artist Kandinsky. 	<p>HEAD - Knowledge</p>	<p>Pupils should go on to:</p> <ul style="list-style-type: none"> Continue to demonstrate their existing knowledge of the abstract artist Wassily Kandinsky; who he was and how he pioneered abstract art. Demonstrate their knowledge of the formal elements of art when discussing and annotating the work of Wassily Kandinsky.
	 <ul style="list-style-type: none"> You will build on your existing knowledge of the abstract artist Wassily Kandinsky; who he was and how he pioneered abstract art. You will confirm your knowledge of the formal elements of art whilst discussing the work of abstract artist Kandinsky. 	
	<p>HEART - Personal Development</p>	
 <ul style="list-style-type: none"> You will demonstrate your initiative and creativity when creating your research page. You will be able to communicate your knowledge of Kandinsky through written annotations. 		
<p>HAND - Skills</p>	 <ul style="list-style-type: none"> You will create an exciting and skilful research page about the abstract artist Wassily Kandinsky over a double page in your sketchbook. You will work skilfully to ensure that all appropriate information is included using the checklist to support you. 	



Lesson 17: Wassily Kandinsky Artist Research




Malbank's Art and Design department strives to develop and foster an inclusive, creative and purposeful learning environment where all pupils are exposed to a rich and diverse curriculum. Through exploring the work of contemporary and traditional artists, designers and craftspeople pupils will investigate a broad range of techniques and processes to develop their personal ideas and realise intentions. We will ensure that all our learners are equipped with the essential specialist knowledge and skills needed to become enriched, innovative, critical thinking artists.

Prior Knowledge	Current	Future
<p>Pupils should have:</p> <ul style="list-style-type: none"> existing knowledge of the abstract artist Wassily Kandinsky; who he was and how he pioneered abstract art. knowledge of the formal elements of art, and have the ability to refer to these whilst discussing the work of abstract artist Kandinsky. 	<p>HEAD - Knowledge</p>	<p>Pupils should go on to:</p> <ul style="list-style-type: none"> Continue to demonstrate their existing knowledge of the abstract artist Wassily Kandinsky; who he was and how he pioneered abstract art. Demonstrate their knowledge of the formal elements of art when discussing and annotating the work of Wassily Kandinsky.
	 <ul style="list-style-type: none"> You will build on your existing knowledge of the abstract artist Wassily Kandinsky; who he was and how he pioneered abstract art. You will confirm your knowledge of the formal elements of art whilst discussing the work of abstract artist Kandinsky. 	
	<p>HEART - Personal Development</p>	
	 <ul style="list-style-type: none"> You will demonstrate your initiative and creativity when creating your research page. You will be able to communicate your knowledge of Kandinsky through written annotations. 	
<p>HAND - Skills</p>	 <ul style="list-style-type: none"> You will create an exciting and skilful research page about the abstract artist Wassily Kandinsky over a double page in your sketchbook. You will work skilfully to ensure that all appropriate information is included using the checklist to support you. 	






Lesson 18: Wassily Kandinsky Artist Research

Malbank's Art and Design department strives to develop and foster an inclusive, creative and purposeful learning environment where all pupils are exposed to a rich and diverse curriculum. Through exploring the work of contemporary and traditional artists, designers and craftspeople pupils will investigate a broad range of techniques and processes to develop their personal ideas and realise intentions. We will ensure that all our learners are equipped with the essential specialist knowledge and skills needed to become enriched, innovative, critical thinking artists.

Prior Knowledge	Current	Future
<p>Pupils should have:</p> <ul style="list-style-type: none"> existing knowledge of the abstract artist Wassily Kandinsky; who he was and how he pioneered abstract art. knowledge of the formal elements of art, and have the ability to refer to these whilst discussing the work of abstract artist Kandinsky. 	<p>HEAD - Knowledge</p>	<p>Pupils should go on to:</p> <ul style="list-style-type: none"> You will revisit all of your knowledge so far that you have learnt here at Malbank; the formal elements, mark making, colour theory and colour application to create your own artist copy. You will demonstrate your knowledge of composition by ensuring accuracy when recreating areas of Wassily Kandinsky's work.
	 <ul style="list-style-type: none"> You will build on your existing knowledge of the abstract artist Wassily Kandinsky; who he was and how he pioneered abstract art. You will confirm your knowledge of the formal elements of art whilst discussing the work of abstract artist Kandinsky. 	
	<p>HEART - Personal Development</p>	
	 <ul style="list-style-type: none"> You will demonstrate your initiative and creativity when creating your research page. You will be able to communicate your knowledge of Kandinsky through written annotations. 	
<p>HAND - Skills</p>	 <ul style="list-style-type: none"> You will create an exciting and skilful research page about the abstract artist Wassily Kandinsky over a double page in your sketchbook. You will work skilfully to ensure that all appropriate information is included using the checklist to support you. 	




Lesson 19: Working in the Style of Kandinsky

Malbank's Art and Design department strives to develop and foster an inclusive, creative and purposeful learning environment where all pupils are exposed to a rich and diverse curriculum. Through exploring the work of contemporary and traditional artists, designers and craftspeople pupils will investigate a broad range of techniques and processes to develop their personal ideas and realise intentions. We will ensure that all our learners are equipped with the essential specialist knowledge and skills needed to become enriched, innovative, critical thinking artists.

Prior Knowledge	Current	Future
<p>Pupils should have:</p> <ul style="list-style-type: none"> existing knowledge of the abstract artist Wassily Kandinsky; who he was and how he pioneered abstract art. knowledge of the formal elements of art, and have the ability to refer to these whilst discussing the work of abstract artist Kandinsky. 	<p>HEAD - Knowledge</p>	<p>Pupils should go on to:</p> <ul style="list-style-type: none"> Recall the formal elements, mark making, colour theory and their understanding of colour application to create their own artist copy. Demonstrate their knowledge of composition by ensuring accuracy when recreating areas of Wassily Kandinsky's work.
	 <ul style="list-style-type: none"> You will revisit all of your knowledge so far that you have learnt here at Malbank; the formal elements, mark making, colour theory and colour application to create your own artist copy. You will demonstrate your knowledge of composition by ensuring accuracy when recreating areas of Wassily Kandinsky's work. 	
	<p>HEART - Personal Development</p>	
	 <ul style="list-style-type: none"> You will demonstrate your initiative and creativity when creating your own personal artwork. You will demonstrate resilience when exploring colour mixing and applying materials skilfully to your own work. 	
<p>HAND - Skills</p>	 <ul style="list-style-type: none"> You will skilfully create an artist copy, carefully observing the work of Wassily Kandinsky to understand how he created his abstract paintings. You will investigate the qualities of a variety of wet and dry materials. 	

Lesson 20: Working in the Style of Kandinsky




Malbank's Art and Design department strives to develop and foster an inclusive, creative and purposeful learning environment where all pupils are exposed to a rich and diverse curriculum. Through exploring the work of contemporary and traditional artists, designers and craftspeople pupils will investigate a broad range of techniques and processes to develop their personal ideas and realise intentions. We will ensure that all our learners are equipped with the essential specialist knowledge and skills needed to become enriched, innovative, critical thinking artists.

Prior Knowledge	Current	Future
<p>Pupils should have:</p> <ul style="list-style-type: none"> existing knowledge of the abstract artist Wassily Kandinsky; who he was and how he pioneered abstract art. knowledge of the formal elements of art, and have the ability to refer to these whilst discussing the work of abstract artist Kandinsky. 	<p>HEAD - Knowledge</p>	<p>Pupils should go on to:</p> <ul style="list-style-type: none"> Recall the formal elements, mark making, colour theory and their understanding of colour application to create their own artist copy. Demonstrate their knowledge of composition by ensuring accuracy when recreating areas of Wassily Kandinsky's work.
	 <ul style="list-style-type: none"> You will revisit all of your knowledge so far that you have learnt here at Malbank; the formal elements, mark making, colour theory and colour application to create your own artist copy. You will demonstrate your knowledge of composition by ensuring accuracy when recreating areas of Wassily Kandinsky's work. 	
	<p>HEART - Personal Development</p>	
	 <ul style="list-style-type: none"> You will demonstrate your initiative and creativity when creating your own personal artwork. You will demonstrate resilience when exploring colour mixing and applying materials skilfully to your own work. 	
<p>HAND - Skills</p>	 <ul style="list-style-type: none"> You will skilfully create an artist copy, carefully observing the work of Wassily Kandinsky to understand how he created his abstract paintings. You will investigate the qualities of a variety of wet and dry materials. 	



Lesson 21: Working in the Style of Kandinsky

Malbank's Art and Design department strives to develop and foster an inclusive, creative and purposeful learning environment where all pupils are exposed to a rich and diverse curriculum. Through exploring the work of contemporary and traditional artists, designers and craftspeople pupils will investigate a broad range of techniques and processes to develop their personal ideas and realise intentions. We will ensure that all our learners are equipped with the essential specialist knowledge and skills needed to become enriched, innovative, critical thinking artists.

Prior Knowledge	Current	Future
<p>Pupils should have:</p> <ul style="list-style-type: none"> existing knowledge of the abstract artist Wassily Kandinsky; who he was and how he pioneered abstract art. knowledge of the formal elements of art, and have the ability to refer to these whilst discussing the work of abstract artist Kandinsky. 	<p>HEAD - Knowledge</p>	<p>Pupils should go on to:</p> <ul style="list-style-type: none"> Demonstrate their prior knowledge of the formal elements when creating an abstract artwork inspired by Kandinsky. Refer to their knowledge of tonal value through investigating the qualities of a variety of different graded pencils, including a HB, 4B and 6B to demonstrate a range of tone in your work.
	 <ul style="list-style-type: none"> You will revisit all of your knowledge so far that you have learnt here at Malbank; the formal elements, mark making, colour theory and colour application to create your own artist copy. You will demonstrate your knowledge of composition by ensuring accuracy when recreating areas of Wassily Kandinsky's work. 	
	<p>HEART - Personal Development</p>	
 <ul style="list-style-type: none"> You will demonstrate your initiative and creativity when creating your own personal artwork. You will demonstrate resilience when exploring colour mixing and applying materials skilfully to your own work. 		
<p>HAND - Skills</p>	 <ul style="list-style-type: none"> You will skilfully create an artist copy, carefully observing the work of Wassily Kandinsky to understand how he created his abstract paintings. You will investigate the qualities of a variety of wet and dry materials. 	