







Purpose of study: AQA GCSE Art, Craft & Design allows students to develop knowledge and understanding through a variety of learning experiences and approaches. Students will explore, create and communicate their own ideas. Students will demonstrate these skills through the development, refinement, recording, realisation and presentation of their ideas through a portfolio and by responding to an externally set assignment.

Prior Knowledge	Current	Future
<p>Pupils should have:</p> <ul style="list-style-type: none"> The knowledge needed to develop their ideas through investigations informed by selecting and critically analysing sources. The knowledge of how to refine their ideas as work progresses through experimenting with media, materials, techniques and processes. Knowledge of how to record their ideas, observations, insights and judgements, visually and through written annotation, using specialist appropriate vocabulary, as work progresses. Knowledge of drawing; using drawing skills for different needs and purposes, appropriate to context. 	<p>HEAD - Knowledge</p>	<p>Pupils should go on to:</p> <ul style="list-style-type: none"> gain knowledge of a variety of experimental approaches to drawing and recording; referring back to your prior knowledge and practical experiences from Year 9. understand and identify different approaches to recording from observation; opposite hand, negative space, continuous line, double line as well as more traditional approaches to recording natural forms.
	 <ul style="list-style-type: none"> You will gain knowledge and understanding of the photographic process/subject specific techniques and terminologies. 	
	<p>HEART - Personal Development</p>	
 <ul style="list-style-type: none"> You will demonstrate resilience when exploring new techniques and processes. You will demonstrate your communication skills when participating in group discussions. You will demonstrate your initiative and creativity. 		
<p>HAND - Skills</p>	 <ul style="list-style-type: none"> Exploring the details and qualities of a variety of natural forms; shells, pebbles, using the departmental DSLR cameras and studio lighting. 	

Purpose of study: AQA GCSE Art, Craft & Design allows students to develop knowledge and understanding through a variety of learning experiences and approaches. Students will explore, create and communicate their own ideas. Students will demonstrate these skills through the development, refinement, recording, realisation and presentation of their ideas through a portfolio and by responding to an externally set assignment.




Prior Knowledge	Current	Future
<p>Pupils should have:</p> <ul style="list-style-type: none"> • knowledge and understanding of the photographic process/subject specific techniques and terminologies. • knowledge of the importance of composition when photographing using the DSLR cameras and studio lighting. 	<p>HEAD - Knowledge</p>	<p>Pupils should go on to:</p> <ul style="list-style-type: none"> • gain knowledge of a variety of experimental approaches to drawing and recording; referring back to your prior knowledge and practical experiences from Year 9. • understand and identify different approaches to developing your ideas; selecting appropriate media, materials and techniques to develop your initial drawings and photographs.
	 <ul style="list-style-type: none"> • You will gain knowledge of a variety of experimental approaches to drawing and recording; referring back to your prior knowledge and practical experiences from Year 9. • You will be able to understand and identify different approaches to recording from observation; opposite hand, negative space, continuous line, double line as well as more traditional approaches to recording natural forms. 	
	<p>HEART - Personal Development</p>	
 <ul style="list-style-type: none"> • You will demonstrate resilience when exploring new techniques and processes. • You will demonstrate your communication skills when participating in group discussions. • You will demonstrate your initiative and creativity. 		
<p>HAND - Skills</p>	 <ul style="list-style-type: none"> • Exploring the details and qualities of a natural forms through traditional and experimental approaches to drawing and recording from both still life and your own primary source photography. • Exploring the qualities of materials including pencil, graphite, ink, paint, pen and wire through line and mark making. 	






AO3: Experimentation with relevant media, materials and processes.



Purpose of study: AQA GCSE Art, Craft & Design allows students to develop knowledge and understanding through a variety of learning experiences and approaches. Students will explore, create and communicate their own ideas. Students will demonstrate these skills through the development, refinement, recording, realisation and presentation of their ideas through a portfolio and by responding to an externally set assignment.

Prior Knowledge	Current	Future
<p>Pupils should have:</p> <ul style="list-style-type: none"> knowledge of a variety of experimental approaches to drawing and recording; opposite hand, negative space, continuous line, double line as well as more traditional approaches to recording natural forms and how these can be used to develop initial ideas. 	<p>HEAD - Knowledge</p> <div style="display: flex; align-items: center;">  <ul style="list-style-type: none"> You will gain knowledge of a variety of experimental approaches to drawing and recording; referring back to your prior knowledge and practical experiences from Year 9. You will be able to understand and identify different approaches to developing your ideas; selecting appropriate media, materials and techniques to develop your initial drawings and photographs. </div>	<p>Pupils should go on to:</p> <ul style="list-style-type: none"> build on their existing knowledge of abstract art from KS3 by investigating the work of contemporary illustrator Kate Rebecca Leech; who she is and details of her artistic practice. confirm their knowledge of the formal elements of art whilst discussing the work of contemporary illustrator Leech.
	<p>HEART - Personal Development</p> <div style="display: flex; align-items: center;">  <ul style="list-style-type: none"> You will demonstrate resilience when exploring new techniques and processes. You will demonstrate your communication skills when participating in group discussions. You will demonstrate your initiative and creativity. </div>	
	<p>HAND - Skills</p> <div style="display: flex; align-items: center;">  <ul style="list-style-type: none"> Exploring the qualities of a variety of different media, materials and processes including stitch, collage, paper cutting, image transfer, photoshop, sculpture, clay, wire work relevant to your development based on natural forms. </div>	

Purpose of study: AQA GCSE Art, Craft & Design allows students to develop knowledge and understanding through a variety of learning experiences and approaches. Students will explore, create and communicate their own ideas. Students will demonstrate these skills through the development, refinement, recording, realisation and presentation of their ideas through a portfolio and by responding to an externally set assignment.

Prior Knowledge	Current	Future
<p>Pupils should have:</p> <ul style="list-style-type: none"> knowledge of a variety of experimental approaches to drawing and recording; opposite hand, negative space, continuous line, double line as well as more traditional approaches to recording natural forms and how these can be used to develop initial ideas. Prior knowledge from KS3 as to 'What makes a successful' research page'. 	<p>HEAD - Knowledge</p>	<p>Pupils should go on to:</p> <ul style="list-style-type: none"> build on their existing knowledge of abstract art from KS3 by investigating the work of contemporary illustrator Kate Rebecca Leech; how she creates her abstract natural form inspired watercolours.
	<div style="display: flex; align-items: center;">  <ul style="list-style-type: none"> You will build on your existing knowledge of abstract art from KS3 by investigating the work of contemporary illustrator Kate Rebecca Leech; who she is and details of her artistic practice. You will confirm your knowledge of the formal elements of art whilst discussing the work of contemporary illustrator Leech. </div>	
	<p>HEART - Personal Development</p>	
	<div style="display: flex; align-items: center;">  <ul style="list-style-type: none"> You will demonstrate resilience when exploring new techniques and processes. You will demonstrate your communication skills when participating in group discussions. You will demonstrate your initiative and creativity when creating your research page. You will be able to communicate your knowledge of Kate Rebecca Leech through written annotations. </div>	
	<p>HAND - Skills</p>	
	<div style="display: flex; align-items: center;">  <ul style="list-style-type: none"> You will create an exciting and skilful research page about illustrator Kate Rebecca Leech. You will work skilfully to ensure that all appropriate information is included using the checklist to support you. </div>	

Purpose of study: AQA GCSE Art, Craft & Design allows students to develop knowledge and understanding through a variety of learning experiences and approaches. Students will explore, create and communicate their own ideas. Students will demonstrate these skills through the development, refinement, recording, realisation and presentation of their ideas through a portfolio and by responding to an externally set assignment.

Prior Knowledge	Current	Future
<p>Pupils should have:</p> <ul style="list-style-type: none"> knowledge and understanding of how to mix and apply wet materials successfully from KS3. Prior knowledge of the formal element pattern; from exploring the formal elements in Y7 as well as the work of contemporary illustrator Alana Dee Haynes in Y8. 	<p>HEAD - Knowledge</p>	<p>Pupils should go on to:</p>
	<div data-bbox="588 558 733 729" data-label="Image"> </div> <ul style="list-style-type: none"> You will build on your existing knowledge of abstract art from KS3 by investigating the work of contemporary illustrator Kate Rebecca Leech; how she creates her abstract natural form inspired watercolours. Understand and implement the processes and techniques of colour wash, colour splash as well as the incorporation of patterns into your own work. 	
	<p>HEART - Personal Development</p>	
<div data-bbox="580 896 733 1058" data-label="Image"> </div> <ul style="list-style-type: none"> You will demonstrate resilience when exploring new techniques and processes. You will demonstrate your initiative and creativity when creating your own leech inspired composition based on your own primary photography. You will be able to demonstrate your knowledge of Kate Rebecca Leech whilst working. 		
<p>HAND - Skills</p>		
<div data-bbox="573 1186 759 1368" data-label="Image"> </div> <ul style="list-style-type: none"> You will explore the qualities of watercolour; by creating your own Leech inspired compositions introducing bright colours and pattern embellishment. You will refer to your own primary source photography whilst decided your initial compositions. 		