







# Introduction to GCSE Drama & TIE- Too Much Punch For Judy



At Malbank we will




Prior Knowledge	Current	Future
<p><b>Pupils should have:</b></p> <ul style="list-style-type: none"> <li>- Knowledge of Physical and Vocal skills</li> </ul> <p>An understanding of the core drama skills</p> <p>To be able to create a character</p> <p>To be able to work with a variety of different people and offer constructive feedback</p> <p>To be able to use a plot structure</p>	<p><b>HEAD - Knowledge</b></p>	<p><b>Pupils should go on to:</b></p> <p>To create their own piece of work from a stimulus</p> <p>To use dramatic structure such as: Exposition, Rising action, Climax and Denouement</p> <p>To be able to use set and lighting to aid in creating atmosphere for a performance</p>
	 <ul style="list-style-type: none"> <li>- Exploration and understanding of key GCSE Drama course components</li> <li>- Understanding of Theatre in Education and key techniques used in this style of performance</li> <li>- Understand the style of Non-naturalism</li> <li>- Understanding of key Drama techniques such as: Multi-rolling, Unison, Proxemics &amp; Gait</li> </ul>	
	<p><b>HEART - Personal Development</b></p>	
 <ul style="list-style-type: none"> <li>- To be able to evaluate their own work and the work of others</li> <li>- To review and set achievable targets</li> <li>- To be able to trust one another and work with others</li> <li>- To understand the theme of Drink Driving and consequences of this action</li> </ul>		
<p><b>HAND - Skills</b></p>	 <ul style="list-style-type: none"> <li>- The ability to show teamwork when exploring trust falls</li> <li>- The ability to Interpret a character in the style of TIE</li> <li>- The ability to show key drama techniques such as: Multi-rolling, Unison, Proxemics &amp; Gait</li> <li>- The ability to perform a script implementing characterisation</li> </ul>	



# Introduction to Component One: Devising



At Malbank we will

Prior Knowledge	Current	Future
<p><b>Pupils should have:</b></p> <ul style="list-style-type: none"> <li>- Text</li> <li>An understanding of the core drama skills</li> <li>To be able to create a character</li> <li>To be able to work with a variety of different people and offer constructive feedback</li> <li>To be able to use a plot structure</li> </ul>	<p><b>HEAD - Knowledge</b></p>	<p><b>Pupils should go on to:</b></p> <ul style="list-style-type: none"> <li>To create their own piece of work from a stimulus</li> <li>To use dramatic structure such as: Exposition, Rising action, Climax and Denouement</li> <li>To be able to use set and lighting to aid in creating atmosphere for a performance</li> </ul>
	 <ul style="list-style-type: none"> <li>- Exploration of text looking at the themes and genre.</li> <li>Introduction of practitioner workshops e.g. Artaud, &amp; Stanislavski</li> </ul>	
	<p><b>HEART - Personal Development</b></p>	
 <ul style="list-style-type: none"> <li>- Text</li> <li>- To be able to work with others</li> <li>- To be able to evaluate their own work and the work of others</li> <li>- To review and set achievable targets</li> </ul>		
<p><b>HAND - Skills</b></p>		
 <ul style="list-style-type: none"> <li>- Text</li> <li>- Interpretation</li> <li>- Analysis</li> <li>- Practitioner Research</li> <li>- Evaluation</li> </ul>		