






# Component Three: Section A- DNA & Section B- Live Review



At Malbank we will




Prior Knowledge	Current	Future
<p><b>Pupils should have:</b></p> <p><b>Building a character</b></p> <p><b>Physical and Vocal techniques</b></p> <p><b>Set Design</b></p> <p><b>Genre</b></p> <p><b>Characterisation</b></p> <p><b>Interpretation</b></p>	<p><b>HEAD - Knowledge</b></p>	<p><b>Pupils should go on to:</b></p> <ul style="list-style-type: none"> <li>- Performance of a text</li> <li>• Reading a text</li> <li>• Building a character</li> <li>• Learning lines</li> <li>• Multi-role playing</li> <li>• Epic theatre</li> <li>• Staging form</li> </ul>
	 <ul style="list-style-type: none"> <li>- To be able to analyse a piece of live performance/set text</li> <li>- To discuss and evaluate, character and set</li> <li>- To understand the structure of the Unit 3 examination</li> <li>- To be able to write a cohesive essay</li> <li>- To be able to understand how to answer the 6, 9 &amp; 14 mark question of section A</li> <li>- To understand the character structure and contextual overview of DNA</li> </ul>	
	<p><b>HEART - Personal Development</b></p>	
 <ul style="list-style-type: none"> <li>- To be able to evaluate a piece of live performance/set text</li> <li>- To have the confidence to articulate your response to the live review/set text, using the correct terminology</li> </ul>		
<p><b>HAND - Skills</b></p>	 <ul style="list-style-type: none"> <li>- Implement your knowledge of Lighting/costume techniques within a written question</li> <li>- Implement your knowledge of Physical and vocal skills and how a character can use them to show an emotion</li> <li>- Implement the use of props within a scene</li> <li>- Show clear status of the characters within DNA &amp; Live Review</li> <li>- Show a clear Set Design layout of set text DNA and your understanding of the Live Review set</li> </ul>	



# Component Two: Performance from Text



At Malbank we will

Prior Knowledge	Current	Future
<p><b>Pupils should have:</b></p> <p><b>Building a character</b></p> <p><b>Physical and Vocal techniques</b></p> <p><b>Stanislavski</b></p> <p><b>Genre</b></p> <p><b>Characterisation</b></p> <p><b>Interpretation</b></p> <p><b>Naturalism</b></p>	<p><b>HEAD - Knowledge</b></p>	<p><b>Pupils should go on to:</b></p> <ul style="list-style-type: none"> <li>- Performance of a text</li> <li>• Reading a text</li> <li>• Building a character</li> <li>• Learning lines</li> <li>• Multi-role playing</li> <li>• Epic theatre</li> <li>• Staging form</li> </ul>
	 <ul style="list-style-type: none"> <li>- To be able to analyse a piece of text and understand the artistic intentions of your character</li> <li>- To discuss and evaluate, character and set</li> <li>- To understand the structure of the Unit 2 examination</li> <li>- To be able to understand Stanislavski's key techniques</li> <li>- Think about the social, cultural and historical elements and how this can aid in your characterisation</li> </ul>	
	<p><b>HEART - Personal Development</b></p>	
 <ul style="list-style-type: none"> <li>- To be able to develop your characterisation in line with Stanislavski's techniques</li> <li>- To have the ability to give verbal feedback on a self/peer level</li> </ul>		
<p><b>HAND - Skills</b></p>	 <ul style="list-style-type: none"> <li>- Implement Physical skills and Vocal skills to show a character</li> <li>- Implement your artistic intentions to an audience</li> <li>- Implement Stanislavski's techniques such as: Magic If, Objectives etc.</li> <li>- Implement costume and set within a performance</li> </ul>	