


Supporting Your Child's Learning with Seneca

Independent Practice, Homework & Revision



What is Seneca Learning?

Free online learning & revision platform

Covers a wide range of subjects and exam boards

Uses **smart technology** to help students learn faster

Accessible on phone, tablet, or computer



Why Independent Practice Matters

Builds confidence and responsibility

Helps students learn at their own pace


Reinforces what is taught in school

Encourages active learning (not just reading notes)



How Seneca Supports Independent Learning

Short, interactive questions keep students engaged
Immediate feedback helps correct mistakes quickly
Automatically adapts to student performance
Encourages regular, low-pressure study habits

A large yellow triangle is positioned in the bottom right corner of the slide, pointing towards the top right.

Seneca for Homework

Teachers can set assignments easily

Students complete tasks online with clear deadlines

Parents can see progress and completion

Reduces stress—everything is in one place



Average score	Completion ra	Incomplete as	Average time	alkalis - status	average score	Acids and alka	alkalis - status	average score	Acids and alka	metals - status	average score	Reactivity of r
90%	100%	0	15m 5s	☑	89%	1m 41s	☑	92%	6m 4s	☑	63%	38m 57s
82%	40%	9	14m 29s	☑	86%	2m 31s	🕒	90%	3m 14s	☑	74%	21m 2s
0%	0%	2	0s	N/S	N/S	N/S	N/S	N/S	N/S	N/S	N/S	N/S
59%	100%	0	10m 5s	☑	72%	7m 21s	☑	50%	9m 46s	☑	35%	13m 54s
70%	100%	0	21m 46s	☑	82%	2m 3s	☑	57%	9m 41s	☑	68%	41m 4s
85%	86%	2	14m 17s	☑	76%	2m 39s	☑	88%	6m 29s	✘		
78%	86%	2	32m 36s	✘			☑	55%	22m 27s	☑	89%	55m 19s
80%	79%	3	13m 53s	☑	72%	1m 53s	☑	54%	2m 1s	☑	80%	20m 19s
77%	60%	6	13m 5s	☑	76%	3m 4s	☑	87%	5m 57s	☑	75%	23m 39s


Seneca for Revision

Breaks topics into **manageable chunks**

Uses repetition to improve memory retention

Ideal for exam preparation

Students can revisit weak areas anytime




The Science Behind Seneca

Uses **spaced repetition** (reviewing over time)

Applies **retrieval practice** (testing memory)

Keeps attention through interactive learning

Proven to improve long-term retention



Benefits for Your Child

Builds independence and study skills

Increases motivation through progress tracking

Helps close knowledge gaps

Makes revision more engaging and less overwhelming




How Parents Can Support

Encourage regular use (10–15 minutes a day)

Ask your child what they are learning

Celebrate progress, not just results

Create a consistent homework routine

^
v  **Danielle Roman (Premium)**
danielle@seneca.io

Danielle 's assignments [See all](#)

Demo assignment Overdue

Due: 21st Aug 2023 Marks: -- / 4
🕒 4 days left to finish

Danielle 's recent activity

- 🎯 Scored **44%** and won 43XP in
- 🎯 Scored **0%** and won 18XP in F
- 🎯 Scored **23%** and won 28XP in
- 🎯 Scored **64%** and won 48XP in

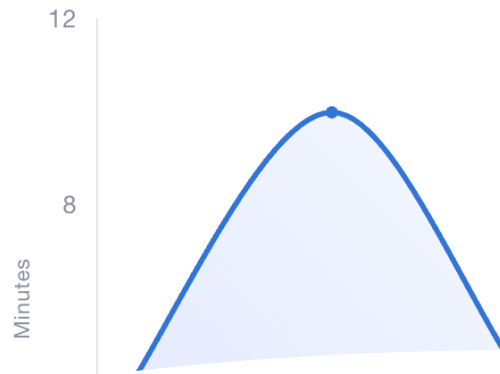
How Seneca Learning Supports Parents: 1. Real-time visibility of learning

Parents can log in and see exactly what their child is studying
Includes homework, revision, and independent practice
You can even click into assignments to view questions and progress

👉 This means no more guessing whether homework is done.

Danielle's recent activity

2 - 24 Oct



Total	🕒 15min	🎯 27%
Combined Science	12min	27%
English	2min	38%
	0%	0%

How Seneca Learning Supports Parents: 2. Clear tracking of effort and progress

See study time (daily & weekly)

View scores and performance percentages

Monitor XP/progress points and activity feed

👉 Helps parents focus on *effort as well as results*.

Danielle's assignments

[See all](#)

11+ comprehension revision

Overdue

Due: 18th Oct 2023 Score: 38%

🕒 7 days left to finish

By tomorrow night

Demo assignment qs

Not started

Due: 25th Oct 2023 Marks: -- / 16

create assign

In progress

How Seneca Learning Supports Parents: 3. Easy homework monitoring

View:

- Current assignments
- Completed work
- Overdue homework

Check deadlines and completion status in one place

👉 Makes supporting homework routines much easier.

an exam question	11m ago
an exam question	11m ago
an exam question	11m ago
an exam question	11m ago
an exam question	11m ago
an exam question	11m ago
an exam question	11m ago
an exam question	21m ago
an exam question	21m ago

Danielle's live feed

-  Scored **38%** and won 22XP in Qs 1-8 - F Feelings Questions
-  Finished assignment: **Biology Exam que: assignment Demo** 🎮
-  Scored **17%** and won 20XP in Mass & W HyperLearning
-  Scored **11%** and won 20XP in Stopping I
-  Scored **12%** and won 20XP in Reaction T
-  Scored **3%** and won 19XP in Stretching c
-  Scored **24%** and won 21XP in Hooke's L
-  Scored **38%** and won 22XP in Gravity

How Seneca Learning Supports Parents: 4. Insight into strengths & weaknesses

Breakdown by subject and topic

Identify areas your child is struggling with

Track improvement over time

👉 Helps parents have more meaningful conversations about learning.

< Danielle 's assignments

To Do Done Missed

1234

Due: 16th Aug 2023 Score: 0% Marks: -- / 7

 Biology (AQA)



AI marked EQ assignment test

Due: 7th Aug 2023 Marks: -- / 24

 Chemistry (AQA)



Demo assignment test

Due: 7th Aug 2023 Score: 0%

 AET Summer Learning Programme: Year 9 --> Year 10



hopefully



What Reports Can Parents Access?

1. Weekly Study Reports

These are the main reports parents see.

They include: Total study time per day and subject comparison with previous weeks assignment scores and completion average scores by topic

2. Assignment Reports

Full list of all homework set completion status (done / not done), scores and due dates, ability to preview tasks

3. Subject Progress Reports

Study time by subject


Average scores

Topic-level performance

Strengths and weaknesses overview

Getting Started

Sign up	Sign up at Seneca Learning (free)
Join	Join your child's class (if set by school)
Explore	Explore courses together
Start	Start small and build consistency



Tips for Parents

- Sit with your child the first time you log in
- Check progress regularly (e.g., once a week)
- Encourage consistent study habits rather than cramming
- Use the data to support, not pressure, your child

Troubleshooting

Didn't get the email? Check your spam/junk folder

Login not working? Reset the password from the login page

Can't find parent features? Ask your child's teacher—some schools enable this feature manually

Step 1: Ask Your Child for Their Login Details

To link accounts, you'll need one of the following from your child: Their Seneca email and password, OR Access to their account while you set things up together

Step 2: Log in to Seneca

Go to the Seneca website

Click Log In

Enter your child's login details

Step 3: Access the Parent Features. Once logged in: Open the menu/dashboard. Look for a section like "Parent Access", "Share Progress", or "Invite Parent"

Step 4: Add Your Email Address. Enter your email address where prompted. Send the invitation or request

Step 5: Check Your Email. Open the email from Seneca. Click the confirmation link. Create your own login

Step 6: View Your Child's Progress

After linking, you'll be able to:

See completed assignments

Track progress and scores

Monitor study time and activity